

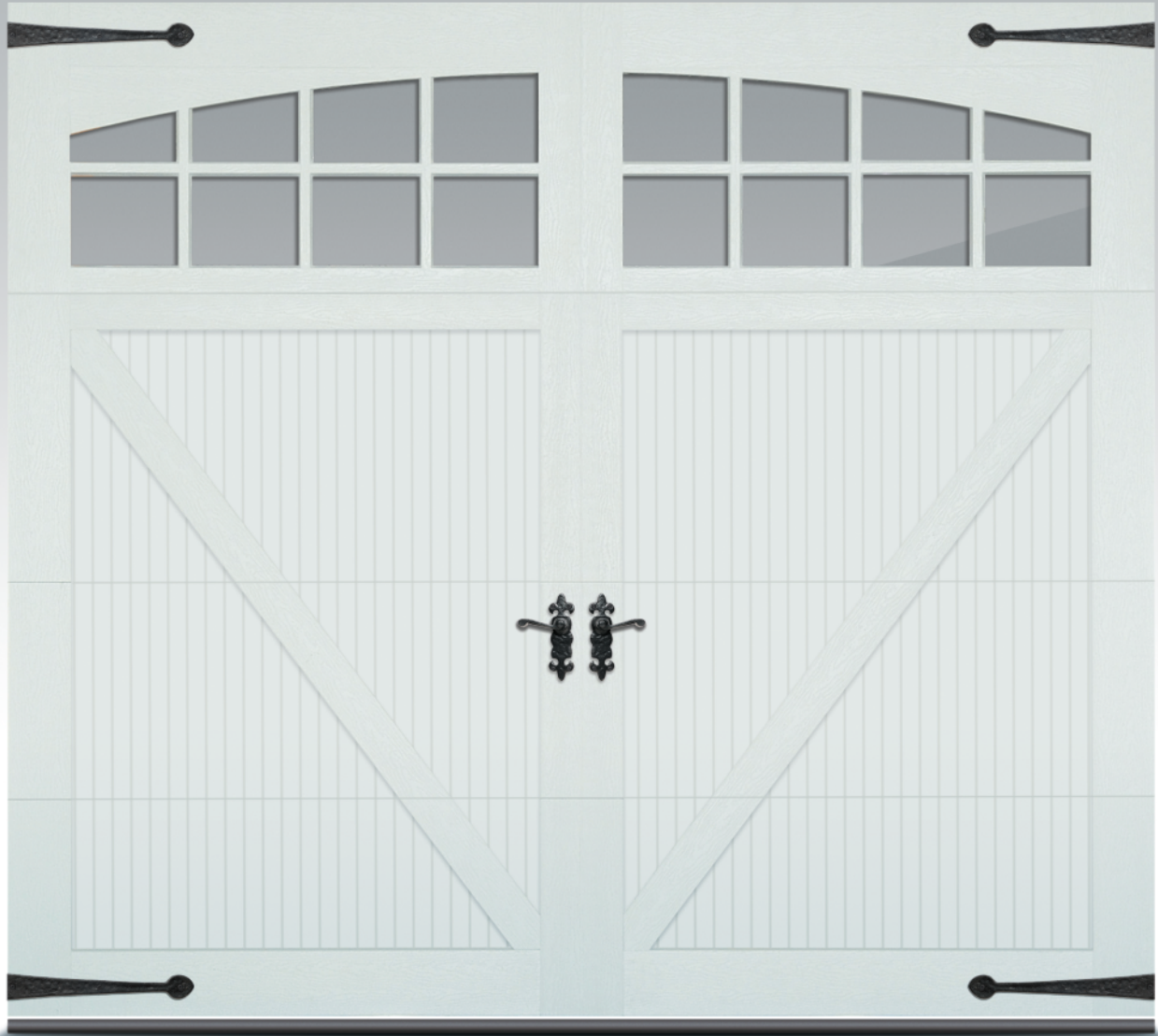
SERIES 5500/5800

FIBERGLASS FACED CARRIAGE HOUSE DOORS



the
door to
quality

Elegant. Striking.



The carriage house style door has never looked better. The 5500 and 5800 Series doors from C.H.I. Overhead Doors combine the classic look of wood with the rugged durability of fiberglass. These doors feature a lightweight, impact resistant fiberglass exterior that is virtually maintenance-free. Factory finished in three designer colors, and adhered to a steel base section that is both resilient and energy-efficient, this door will accent your home with an elegant look while providing the durable qualities you desire.



residential | commercial | rolling steel doors

chiohd.com



Pictured. 3 9' x 7' 5534 white battens and field painted green with arched stockton windows and spade hardware.



5500 Series. Utilizes a steel base sandwich section with a polystyrene core.

5800 Series. Utilizes a polyurethane injected steel thermally-broken base section.

FEATURES

The impact-resistant fiberglass bead-board and Poly accent battens are laminated to the steel sections with high performance adhesives. The sections are then factory finished in white, almond or sandstone

Optional windows are available in clear glass, glue chip pattern or seeded glass, available in the top two sections of door

Faux windows are an option with the background color always being black and can be combined with all window section options

Series 5500 are 2" thick CFC free polystyrene insulated base sections

Series 5800 are 2" thick CFC free polyurethane insulated thermally-broken base sections

2-7/16" total section thickness

Wood-grained steel interior, pre-finished in white

One set of spade decorative hardware is standard for all doors. Optional Barcelona or Wrought Iron designs replicate an old-world look

Concealed steel plates run continuously from top to bottom of each section for fastening hardware

Series 5500 DASMA TDS-163 calculated R-value* - 8.95

Series 5800 DASMA TDS-163 calculated R-value* - 16.14

**Calculated door section R-value is in accordance with DASMA TDS-163. This means that C.H.I. doors have met DASMA TDS-163 criteria for determining the effectiveness of insulation.*

Note: Follow manufacturer's recommendations for surface preparation for field painting applications.


VISIT YOUR DOOR PROFESSIONAL AT:

C.H.I. Overhead Doors are manufactured in Arthur, Illinois, USA.




1485 Sunrise Drive | Arthur, Illinois 61911 | www.chiold.com

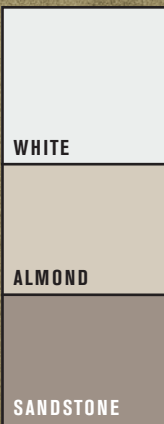
DOOR DESIGNS



WINDOW OPTIONS



COLOR SELECTIONS



Refer to samples at your local C.H.I. distributor for exact color match.

DESIGNER LITES



EXTERNAL HARDWARE

