

INTEGRA[®]

Vinyl replacement windows

Double Hung

Slider

Casement

Awning

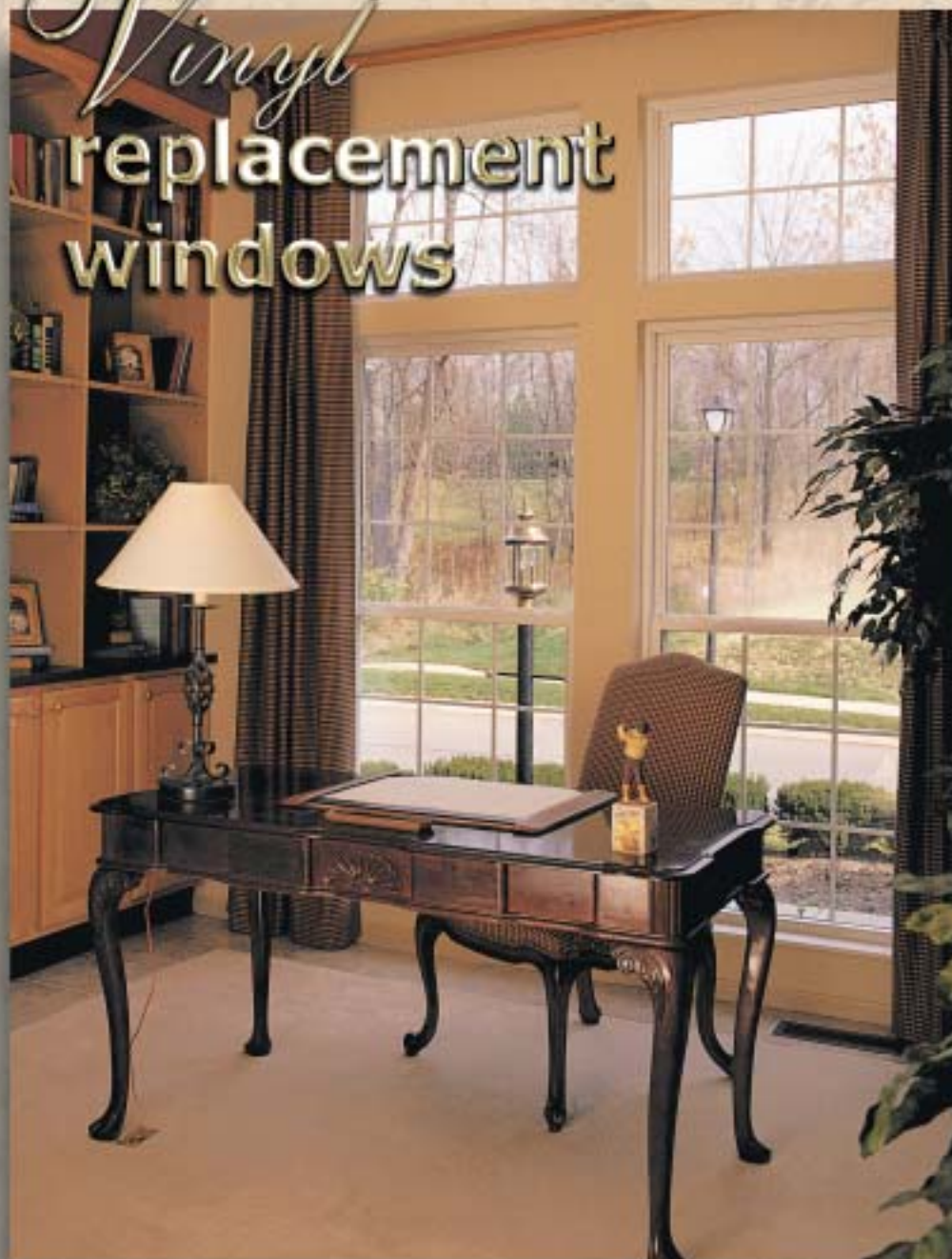
Picture

Garden

Bay

Bow

Shapes



Windows to Change Your Outlook



**Sugarcreek
Industries** INC.

— A Tradition of Excellence —



INTEGRA[®]


vinyl replacement windows

LOOKING FOR VINYL REPLACEMENT WINDOWS?

We are confident that we carry a style and size to suit your application. You can be sure that your investment will add value to your home, cut energy costs and reduce upkeep drastically.

Standard Features

- 1 **Lifetime Limited Warranty.**
- 2 **Sunshield Vinyl[®]** - an advanced vinyl window material formulated and guaranteed to withstand the harsh effects of weather and ultraviolet light. **A Look that Lasts a Lifetime.**
- 3 **Fusion welded sashes and frames** for engineered strength and thermal efficiency (**mechanical frames also available on some models**).
- 4 **7/8" insulated glass** with Intercept[™] warm edge technology provides comfort and energy savings.
- 5 **Interlocking pivot bar system** prevents bowing between sash and frame.
- 6 **Dual sweep locks** on double hung windows over 31" wide.
- 7 **Cleaning is a breeze!** Double hung sashes tilt in, slider sashes lift out, and casement and awning sashes open a full 90°.



- 8 **A well designed balance system** for easy, trouble-free operation.
- 9 **Sleek, narrow frame lines** for more viewing area.
- 10 **Barrier-fin type weatherstripping** reduces infiltration of air and dust.
- 11 **Dual durometer glazing** secures glass and makes glass replacement easy.
- 12 **Multi-interlock system** provides maximum security.
- 13 **Night ventilating latches** limit sash travel for increased security.
- 14 **Aluminum reinforced sashes** provide increased rigidity.
- 15 **Sloping sill** is easy to clean and provides superior water drainage.
- 16 **Extruded aluminum screen frame** provides superior strength compared to roll formed screen frame.
- 17 **Fiberglass screen mesh** is easy to clean and won't corrode.

*300 Series Windows
Comply With
ENERGY STAR®
Requirements**



As an ENERGY STAR® partner, Sugarcreek Industries, Inc. has determined that indicated products meet the ENERGY STAR® guidelines for energy efficiency.

*Our Lifetime Limited
glass warranty can't be
beat for peace of mind.*

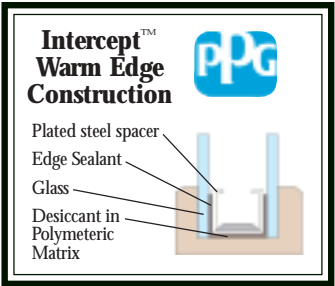
**Lifetime Limited
Clear Glass Warranty**
Includes glass breakage
and seal failure.

Most of Your New Window is Glass...

...that's why we feature Intercept™ Warm Edge Construction on all our INTEGRA® Vinyl Replacement Windows.

Intercept® "Warm Edge" spacers feature a one piece, plated steel U-channel design that creates an effective thermal barrier keeping your home comfortable while saving on energy costs.

- **Reduced Heat Loss**
 - your home feels more comfortable
 - lessens demands on your heating system
- **Warmer Glass Temperature**
 - better insulating value (89% higher R-value)
 - lower energy bills
- **Reduced Interior Condensation**
 - higher relative humidity results in less static electricity
 - better clarity of view



** Based on standard window construction.*

If your needs include double hung windows, we offer three quality built models to choose from. Compare the construction and features of each series and select the one that will work best for you.

DOUBLE HUNG

All Double Hung Windows Include the Following Standard Features:

- Sunshield® Vinyl
- 3/4" Frame Depth
- Aluminum Reinforced Sash
- Intercept™ Warm Edge Spacer System
- Extruded Sloped Sill
- 7/8" Insulating Glass
- Exterior Glazing
- Dual Sweep Locks at 31" and Wider



300 Series DOUBLE HUNG



Additional Standard Features:


- 1 Welded Frame and Sash Construction, the best offered for solid, trouble-free operation
- 2 The cove sash profile offers a traditional look that adds elegance to the sash
- 3 Higher Performance Low-E Argon Glass results in an ENERGY STAR® compliant window
- 4 New sculptured lock is a low profile design with an adjustable keeper for a perfect seal and a classic look
- 5 Low profile tilt latches
- 6 Compound Tension™ Balance System, the new generation of block and tackle, for ease of use
- 7 Deluxe Double Vent Lock looks like a conventional vent latch, but performs as a lock. Securely withstands impact by incorporating a tough polycarbonate, tongue-and-groove design



As an ENERGY STAR® partner, Sugarcreek Industries, Inc. has determined that indicated products meet the ENERGY STAR® guidelines for energy efficiency.



Balance Covers in top sash



Compression Foam Seal on bottom sash



All Double Hung windows come with Ventilation Limit Latches, allowing you to leave the window open without sacrificing security.

Model 301 shown



All Double Hung windows tilt with ease, making cleaning a snap!

Model 301 shown



- Ergonomically Designed Tilt Latches
- 2 Ventilation Limit Latches
- Color Matched Balance Covers
- Locking Pivot Bars
- Head Expander and Sill Extenders
- Jamb Adjuster Clips
- Extruded Aluminum Half Screen with Fiberglass Mesh



200 Series DOUBLE HUNG

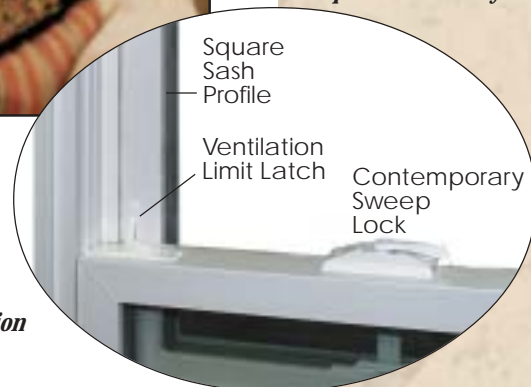
Additional Standard Features:

- Welded Frame and Sash Construction
- Square Sash Profile
- Compound Tension™ Balance System

100 Series DOUBLE HUNG

Additional Standard Features:

- Mechanically Gasketed Frame Construction
- Welded Sash Construction
- Square Sash Profile
- Spiral Balance System



Achieve the look you desire with one of our custom sliders.

TWO & THREE LITE SLIDER

All Slider Windows Include the Following Standard Features:

- Sunshield® Vinyl
- Welded Frame and Sash Construction
- 3¼" Frame Depth
- Aluminum Reinforced Sash
- Intercept™ Warm Edge Spacer System
- 7/8" Insulating Glass
- Exterior Glazing
- Dual Sweep Locks at 31" and Taller
- Ergonomically Designed Tilt Latches
- Single Ventilation Limit Latches
- Head Expander and Sill Extenders
- Jamb Adjuster Clips
- Extruded Aluminum Screen with Fiberglass Mesh



As an ENERGY STAR® partner, Sugarcreek Industries, Inc. has determined that indicated products meet the ENERGY STAR® guidelines for energy efficiency.

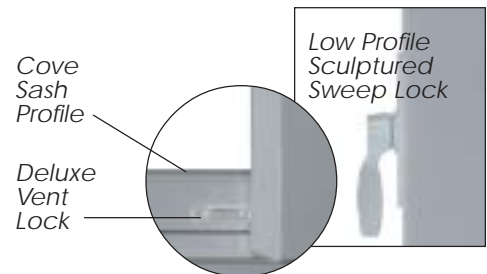
300 Series

Two & Three Lite Slider



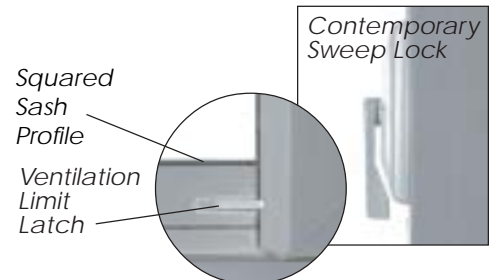
Additional Standard Features:

- The cove sash profile offers a traditional look that adds elegance to the sash
- Higher Performance Low-E Argon Glass results in an ENERGY STAR® compliant window
- New sculptured lock is a low profile design with an adjustable keeper for a perfect seal and a classic look
- Deluxe Vent Lock looks like a conventional vent latch, but performs as a lock. Securely withstands impact by incorporating a tough polycarbonate, tongue-and-groove



200 Series

Two & Three Lite Slider



Casement and awning windows can solve your decorating problems by giving you the look you want with the ventilation options you need. When combined with architectural shapes or picture windows, they can easily add style to your home inside and out.

CASEMENT & AWNING

All Casement & Awning Windows Include the Following Standard Features:

- *Sunshield® Vinyl*
- *Welded Frame and Sash Construction*
- *3 1/4" Frame Depth*
- *Aluminum Reinforced Sash and Frame*
- *Intercept™ Warm Edge Spacer System*
- *7/8" Insulating Glass*
- *Exterior Glazing*
- *Multi-Point Locking Hardware System*
- *Head and Sill Extenders*
- *Extruded Aluminum Screen with Fiberglass Mesh*

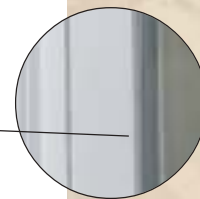
AWNING



CASEMENT



Casement &
Awning
Square Sash
Profile






When an unobstructed view is desired, a picture window is always appropriate.

PICTURE

All Picture Windows Include the Following Standard Features:

- **Sunshield® Vinyl**
- **Fully Welded Construction**
- **3/4" Frame Depth**
- **Intercept™ Warm Edge Spacer System**
- **7/8" Insulating Glass**
- **Direct Glazed Frame**
- **Interior Glazing**
- **Head and Sill Extenders**



Square Sash Profile

Bring the outdoors in by showcasing your horticultural expertise with one of our garden windows.

GARDEN

All Garden Windows Include the Following Standard Features:



- **Fully Welded Construction**
- **Clear 1" Insulated Glass**
- **Top Sloped Insulating Glass is Tempered**
- **Snap-in Corner Slope Closure Profile Seals Tight**
- **Completely Assembled with 1/4" Oak Veneer Head and Seat Board**
- **Twin Sealing, Fully Screened Operating Casements with Exterior Glazing**

AVAILABLE OPTIONS:

- **Standard Low-E with Argon**
- **Higher Performance Low-E with Argon**
- **Head and Seat Board available in White or Beige Pionite**
- **Tempered Glass Shelves**
- **Insulated Seat Board**



Unique Multi-point locking system for a tighter seal and added security.

A dd an expanse of light to any room
with the charm of a Bay or Bow window.

DOUBLE HUNG BAY or BOW, & CASEMENT BAY or BOW

All Bay & Bow Windows Include
the Following Standard Features:

- *All Bay Windows Include 2 Operable Units with Screens*
- *Head, Jamb and Seat Boards are Constructed with 1¹/₄" Oak Veneer Plywood*
- *Knee Braces and Threaded Rods*


DOUBLE HUNG BAY



CASEMENT BOW



Bay and bow windows are constructed using your choice of picture, double hungs or casements. See the feature and construction details on each window series and choose the combination that will deliver exactly what your application requires.



Nothing adds interest like architectural shapes. Non-operating windows like these are a charming way of adding light and style while maintaining energy efficiency.

ARCHITECTURAL SHAPES

All Architectural Shapes Include the Following Standard Features:

- *Sunshield® Vinyl*
- *Fully Welded Construction*
- *3¼" Frame Depth*
- *7⁄8" Insulating Glass*
- *Interior Glazing*
- *Wide Range of Shapes*
- *Optional Grids*

See Price List for a complete range of shapes and optional grid patterns.



Ideally, one window would suit everyone, but everyone's needs are as unique as their home. That's why we offer ways to customize our windows to be perfect for each customer.

AVAILABLE OPTIONS*

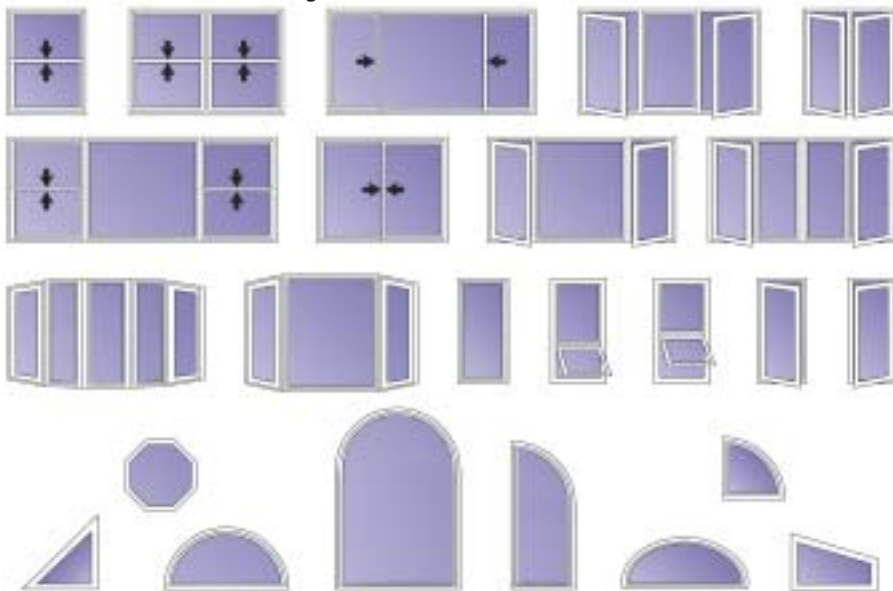
- *Standard Low-E Glass with Argon*
- *Higher Performance Low-E Glass with Argon*
- *Triple Glaze Glass*
- *Double Strength Glass*
- *Krypton Gas*
- *Tempered Glass*
- *Super Spacers[®]*
- *Diamond or Colonial Grids*
- *Insulated Sash and Frame*
- *Perimeter Insulation Wrap*
- *Aluminum Screen Mesh*
- *Full Screen*
- *Nail Fins*
- *Obscure (bathroom) Glass*

* Option availability varies by model.

All windows are available in your choice of Euro White or Beige



Windows for Every Home



INTEGRA[®]

vinyl replacement windows



Years of experience have given Sugarcreek Industries the expertise necessary to evolve into an efficient, dependable company. Deeply rooted in a rich tradition of craftsmanship, service and a strong work ethic, Sugarcreek Industries has maintained its original commitment to product excellence, innovation and customer service.



**Sugarcreek
Industries**, INC.
A Tradition of Excellence

425 South Broadway Street,
P.O. Box 460, Sugarcreek, Ohio 44691
www.pdgsi.com

© 2002 Sugarcreek Industries, Inc

Distributed by: