

DURASOL RETRACTABLE AWNINGS



DURASOL
AWNINGS
Your Total Shading Solution



Durasol Retractable Awnings

Create an eye-catching look for your deck or patio while adding living space for you to enjoy!

From full-featured awnings to affordable entry-level models, the **Retractable** family of awnings has what you're looking for. Providing on-demand solar protection, **Retractable** awnings expand your home beyond its walls. With the touch of a button or spin of the crank, these awnings transform your deck, patio, or terrace into an attractive and comfortable expanded living space

Your Durasol **Retractable** awning provides a high level of UV protection, allowing everyone to stay outdoors longer without concern of the harmful effects of the sun. You'll enjoy worry-free, outdoor living and experience elegant, on-demand solar protection with easy, push-button convenience. Virtually maintenance-free and self-storing, you can add lasting value to your home with a Durasol **Retractable** awning.



Go Green on Energy Cost!

green
shade

Go Green and Reduce Energy Cost

Durasol retractable awnings effectively filter the sun's light creating a cool and relaxed environment. Solar heat gain is greatly reduced by limiting the amount of direct sunlight that enters a window or door.

The use of fabric awnings will reduce solar heat by up to 90%* and lower indoor temperatures by 10-15%, thus saving 25%* on air conditioning costs throughout the warmer months. *Source: 2007 PAMA



The **Bella** is Durasol's flagship retractable cassette awning. Its semi-cassette design mounts flush against the wall of your home or business, for a sleek look when retracted. This extraordinary unit incorporates a patented tipping system. The **Bella** is a practical unit yet elegant addition that will last for years.

- Allows pitch of up to 53°, yet always engaging the cassette when retracted
- Maintains a tight seal when retracted providing complete fabric protection
- Bottom cassette tray eliminates the need for a center support
- Large chamber front bar with a built-in rain channel
- Teflon® coated bushings with stainless steel pins keep unit quiet and maintenance free



Roof Mount



Wall Mount


SPECIFICATIONS*

Unit Width Range	6'8" - 30' (1/4" increments)
Unit Projection	5'3" - 13'6"
Mounting	Wall or Roof
Frame Color	White, Brown, Ivory, Sand or Premium Colors
Operation	Motorized or Manual Gear with Hand Crank
Warranty	Limited Lifetime

**Subject to change without prior notice*




Cassette Bottom Tray



The **Elite Plus** is an adjustable retractable awning system that allows you to fine tune your late day sun protection. The optional "R-Pitch" adjustable shoulder with its patented swivel wrist allows you to drop each corner independently with a simple eyelet and manual hand crank system.

- Manufactured with longer widths and greater projections
- Adjustable pitch available with all projections for maximum sun protection
- Overall pitch adjustment up to 50° for complete coverage
- Built in level on front bar
- Unique cross-arm functionality
- Up to 24' wide drop valances available on projections up to 11'9"
- Optional R-Pitch shoulder



Adjustable R-Pitch Shoulder



Cross-Arm

SPECIFICATIONS*

Unit Width Range	7' - 46' (1/4" increments)
Unit Projection	5'3" - 13'6"
Mounting	Wall, Soffit, or Roof (Roof Not Recommended with R-Pitch Option)
Frame Color	White, Brown, Ivory, Sand or Premium Colors
Arm Type	2 or 3 Nylon Coated Steel Cables
Operation	Motorized or Manual Gear with Hand Crank
Framework Warranty	Limited Lifetime <i>*Subject to change without prior notice</i>

Regal

Heavy-duty performance at a light duty price



Wall Mount



The **Regal** is Durasol's most affordable custom made awning where style meets value. Adding charm and value, the **Regal** gracefully compliments the exterior of any home.

- Adds lasting value for any home
- Available in white or sand frames
- Sleek design with a diminutive profile
- Perfect balance between price and features

SPECIFICATIONS*


Unit Width Range	6'1" - 23' (1/4" increments)
Unit Projection	5'3", 7'8", 8'6", 10'2", 11'2"
Mounting	Wall, Soffit, or Roof
Frame Color	White or Sand
Arm Type	2 Nylon Coated Steel Cables
Operation	Motorized or Manual Gear with Hand Crank
Framework Warranty	8 Years

**Subject to change without prior notice*



Triumph

Biggest Projections up to 15'11"



Drop Shade

SPECIFICATIONS*

Unit Width Range	15'6" - 30' (1/4" increments)
Unit Projection	13'5", 14'3", 15'1", 15'11"
Mounting	Wall, Soffit, or Roof
Frame Color	White or Sand
Arm Type	4 Nylon Coated Steel Cables
Operation	Motorized or Manual Gear with Hand Crank
Framework Warranty	12 Years *Subject to change without prior notice

Looking for a bigger projection? The **Triumph** is Durasol's heavy duty retractable awning product. This unit is practical, yet capable of creating an elegant and durable living addition to any home when a larger projection awning is desired.

Carina

Semi Cassette



The **Carina** is designed for durability and longevity. Relaxing under a Durasol awning can be a wonderful way to enjoy a lazy afternoon or an evening of entertainment. The **Carina** is ideal for wall and roof mount applications, and an added level of protection.

SPECIFICATIONS*

Unit Width Range	4'2" - 21' (1/4" increments)
Unit Projection	5'3" - 13'6"
Mounting	Wall or Roof
Frame Color	White, Brown, Ivory, Sand or Premium Colors
Operation	Motorized or Manual Gear with Hand Crank
Warranty	12 Years *Subject to change without prior notice

- Semi-cassette style hood entirely protects the fabric when in the retracted position, providing added protection
- Clean closure helps create a more finished look
- Available up to 21' wide with wall or roof applications
- Unique cross arm option allows longer projections in narrow widths

RETRACTABLE AWNING



1. PROTECTIVE HOOD

Our optional one-piece hood is made of rugged, polyester powder-coated, 6061-T6 aluminum. It is contoured to protect the fabric from the elements when retracted and is ideal for use with roof or wall-mounted applications.

2. FORGED ARM COMPONENTS

Forging is a manufacturing process where metal is shaped by deformation under great pressure into high strength parts. The strength of the arm forging process ensures good mechanical properties yielding ductility, toughness, and reliability into our parts.

3. FRAMEWORK FINISH & HARDWARE

Frame castings are chromate treated before the premium-grade polyester powder coating is applied. All fasteners on the shading system are grade 18-8 or better stainless steel, assuring years of trouble-free service.

4. RETRACTABLE ARMS

Durasol retractable arms ensure tension on the fabric when extended, preventing sagging and without the need for support poles. Durasol arm cables are galvanized and vinyl coated. More than 17% stronger than stainless steel cables of the same size. Our retractable arms tested to minimum life of 6,000 cycles (in and out). Testing of similar stainless steel cable arms showed failing at 4,000 - 5,000 cycles.

5. ROLLERBAT ROLLER TUBE

Thanks to a simple but brilliant modification of the roller tube design, the fabric rolls up without getting deformed and thus will last longer. Our roller tubes are galvanized inside and out.

6. TORSION BAR

The 40mm and 50mm square bar is made of steel. The thick walled, large profile dimension works with our specially designed installation brackets to ensure flawless system performance in changing weather conditions. Our torsion bars are galvanized inside and out.

7. FRONT BAR

Our unique, extruded aluminum component incorporates a multi-chambered profile that combines form and function. The SunShelter offers the option of a front bar fabric "wrap" to reduce its visibility.

8. MOTORS & ELECTRONIC CONTROLS

Choose from a variety of tubular motors and electronic controls to provide quiet, touch-of-a-button operation. Single wall switches, wireless transmitters and fully automated functionality are all available to meet your specific needs. All motors and electronics are UL approved.

9. FABRIC COVER

First run, 100% acrylic fabrics from the world's leading suppliers are cut and sewn using state-of-the-art, computer-aided equipment. With Gore® Tenara® thread to maximize seam life, our craftspeople produce superior covers.

	TRIUMPH	ELITE PLUS	REGAL	BELLA	CARINA
WIDTH RANGE	15'6" - 30'	7' - 46'	6'1" - 23'	6'8" - 30'	4'2" - 21'
WIDTH INCREMENTS	1/4" increments	1/4" increments	1/4" increments	1/4" increments	1/4" increments
PROJECTION RANGES	13'5", 14'3", 15'1", 15'11"	5'3", 7'8", 8'6", 10'2", 11'9", 13'6"	5'3", 7'8", 8'6", 10'2", 11'2"	5'3", 7'8", 8'6", 10'2", 11'9", 13'6"	5'3", 7'8", 8'6", 10'2", 11'9", 13'6"
WHITE HARDWARE	✓	✓	✓	✓	✓
BROWN HARDWARE		✓		✓	✓
IVORY HARDWARE		✓		✓	✓
SAND HARDWARE	✓	✓	✓	✓	✓
OTHER PREMIUM HARDWARE COLORS		✓		✓	✓
TORSION BAR	50mm x 50mm, Steel	40mm x 40mm, Steel	40mm x 40mm, Steel	40mm x 40mm, Steel	40mm x 40mm, Steel
FRONT BAR DROP VALANCE OPTION	✓	✓			
FRAME FINISH	Polyester Powder Coated	Polyester Powder Coated	Polyester Powder Coated	Polyester Powder Coated	Polyester Powder Coated
ROLLER TUBE	85mm	80mm	70mm	80mm	80mm (up to 10' proj.), 70mm (over 10' proj.)
ARM CABLE	4 Nylon Coated Steel Cables	2 or 3 Nylon Coated Steel Cables Chains - 13'6"	2 or 3 Nylon Coated Steel Cables	2 or 3 Nylon Coated Steel Cables Chains - 13'6"	2 or 3 Nylon Coated Steel Cables Chains - 13'6"
WALL MOUNTING AVAILABLE	✓	✓	✓	✓	✓
SOFFIT MOUNTING AVAILABLE	✓	✓	✓		
ROOF MOUNTING AVAILABLE	✓	✓	✓	✓	✓
OPTIONAL PROTECTIVE ALUMINUM HOOD	Aluminum Hood	Aluminum Hood	Aluminum Hood PVC: Sand	Semi-cassette	Semi-cassette
OPTIONAL CROSS ARMS		✓			✓
OPTIONAL MANUAL OPERATION	✓	✓	✓	✓	✓
MOTORS & ELECTRONICS WARRANTY	5 Years	5 Years	5 Years	5 Years	5 Years
FRAMEWORK WARRANTY	12 Years	Limited Lifetime	8 Years	Limited Lifetime	12 Years
FABRIC WARRANTY	10 Years on most fabrics (some exceptions apply)	10 Years on most fabrics (some exceptions apply)	10 Years on most fabrics (some exceptions apply)	10 Years on most fabrics (some exceptions apply)	10 Years on most fabrics (some exceptions apply)

*Subject to change without prior notice

Standard Frame Colors



White Brown Ivory Sand

Colors are representative only

Premium Frame Colors



Jet Black Silver Mist Cadet Grey Chocolate Brown Ruby Red Forest Green Charcoal

Valance Styles



Classic European Greek Key Wave Straight



225 Tower Drive, Middletown, NY 10941

888.DURASOL, Fax 845.692.1101

www.durasol.com